

# Year 1 Christmas Activity Booklet





# Contents

3

Cut and Stick Activity

4

Christmas 2x Table Mosaic

5

Santa Dot to Dot

6

Christmas Mixed Number Bonds to 20

7

Christmas Size Ordering

8

Capital Christmas Cards

9

Reading a Christmas Picture

10

Phonics Present Sorting

11

Letter to Santa

12

A Very Merry Christmas

13

Father Christmas Mosaic

14

Spiral Snowman Template

15

Christmas Cards

18

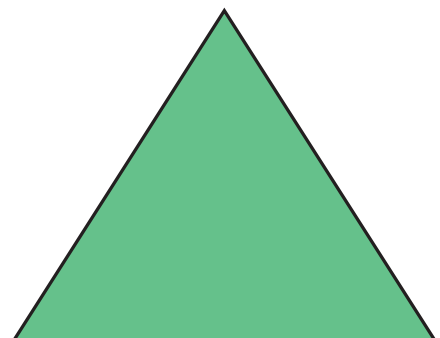
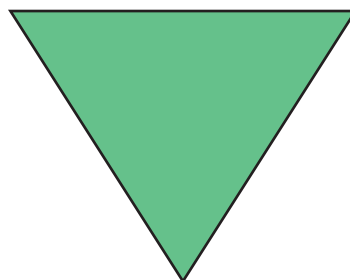
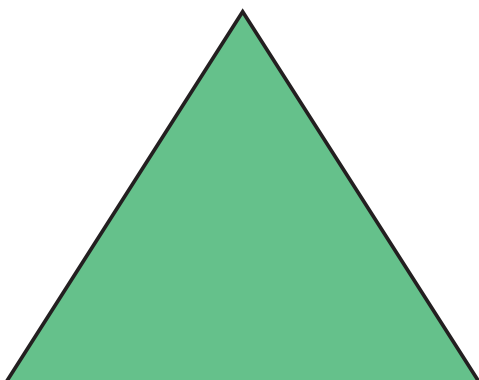
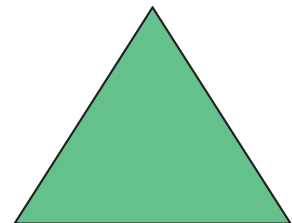

Christmas Pudding Rice Cereal Cakes

19

Christmas Word Search



# Cut and Stick Activity





# Christmas 2x Table Mosaic

Solve the calculations to reveal the hidden picture.  
Each answer has a special colour.

**Black**

0, 2, 4, 6

**Blue**

8, 10, 12, 14

**Orange**

16, 18

**Red**

20, 22, 24


$2 \times 4$	$5 \times 2$	$1 \times 2$	$2 \times 2$	$2 \times 3$	$0 \times 2$	$2 \times 5$	$2 \times 6$	$4 \times 2$
$2 \times 5$	$6 \times 2$	$10 \times 2$	$2 \times 12$	$2 \times 11$	$12 \times 2$	$7 \times 2$	$2 \times 4$	$5 \times 2$
$4 \times 2$	$2 \times 0$	$3 \times 2$	$2 \times 1$	$2 \times 2$	$2 \times 1$	$3 \times 2$	$6 \times 2$	$2 \times 7$
$5 \times 2$	$7 \times 2$					$5 \times 2$	$2 \times 4$	$2 \times 5$
$6 \times 2$		$2 \times 1$			$3 \times 2$		$2 \times 7$	$6 \times 2$
$4 \times 2$				$8 \times 2$	$2 \times 9$	$2 \times 8$	$9 \times 2$	$5 \times 2$
$2 \times 7$		$2 \times 2$			$0 \times 2$		$4 \times 2$	$6 \times 2$
$5 \times 2$			$1 \times 2$	$2 \times 2$			$2 \times 6$	$7 \times 2$
$2 \times 6$	$2 \times 4$					$4 \times 2$	$2 \times 5$	$6 \times 2$
$7 \times 2$							$2 \times 7$	$2 \times 4$

**Challenge:** Use  $<$ ,  $>$  or  $=$  to compare the number sentences.

$4 \times 10$    $8 \times 2$        $5 \times 2$    $9 \times 2$        $11 \times 2$    $2 \times 11$



# Christmas Dot to Dot





# Mixed Number Bonds to 20

Can you find the missing number to make the total inside the cracker?



# Christmas Size Ordering



Put the elves  in order from smallest to largest.



--	--	--





# Capital Christmas Cards

These children have all written lovely Christmas cards but they have forgotten where the capital letters go! Write them out correctly, remembering to use a capital letter for the start of a sentence, the word 'I' or names of people, places and days of the week. The words Christmas and New Year also start with a capital letter.



dear salma,  
i wish You a merry  
Christmas and a  
haPpy new Year.  
love from,  
henry xxx

\_\_\_\_\_ ,  
\_\_\_\_\_  
\_\_\_\_\_  
\_\_\_\_\_  
\_\_\_\_\_ .  
\_\_\_\_\_  
\_\_\_\_\_ ,  
\_\_\_\_\_



to daniel,  
i hope you haVe a  
lovely Christmas and  
Enjoy spenDing time  
with yOur family.  
from zak x

\_\_\_\_\_ ,  
\_\_\_\_\_  
\_\_\_\_\_  
\_\_\_\_\_  
\_\_\_\_\_ .  
\_\_\_\_\_



dear kayden,  
merRy Christmas!  
i reAlly Hope it snoWs  
on sunday!  
love from,  
luna xxx

\_\_\_\_\_ ,  
\_\_\_\_\_ !  
\_\_\_\_\_  
\_\_\_\_\_ !  
\_\_\_\_\_ ,  
\_\_\_\_\_

# Reading a Christmas Picture



Answer the questions using clues from the picture of Santa's workshop.



1. What are the elves at the table doing?

---

2. How do you think the elf reading the list is feeling? Why do you think he is feeling this way?

---

---

3. What do you think Santa would say if he came into the workshop right now?

---

4. Which toy that you can see would you most like to get for Christmas and why?

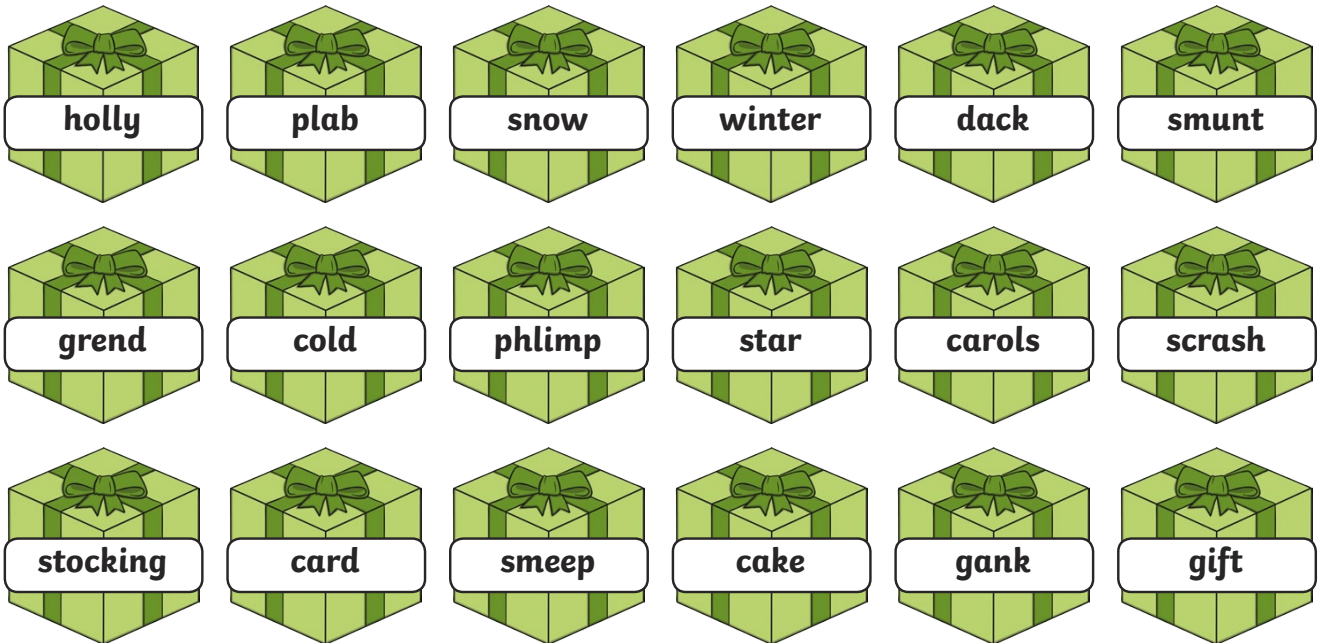
---

---

# Phonics Present Sorting



Help Santa to sort these presents. Some of them are real words so they need to go into his sleigh. Some of them are fake words so they need to be thrown into the fire. Draw lines to show where the presents should go and then write some Christmas sentences using the real words.



real



fake

---

---

---







# A Very Merry Christmas

**Q1:** Who went to the North Pole?

Tick **two**.

- the elf
- a girl
- a house
- Dasher



The happy elf and Dasher went to the North Pole. He was carrying a very special present.

**Q2:** Which word describes the elf?

Tick **one**.

- Dasher
- north
- happy
- special



**Q3:** What was the happy elf carrying?

Answer with a full sentence.

---

---

---

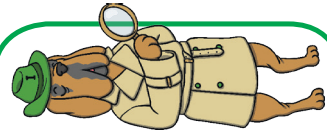
**Q4:** What do you think the elf will do

with the present? Answer with a full sentence.

---

---

---







# Father Christmas Mosaic

Read the real and nonsense words with each grapheme in. Use the key to colour in the square and reveal the hidden picture.

**Black:**

Nonsense words with h

**Red:**

Real words with h

**Skin Colour:**

Nonsense words with m

**White:**


Real words with m

**Blue:**


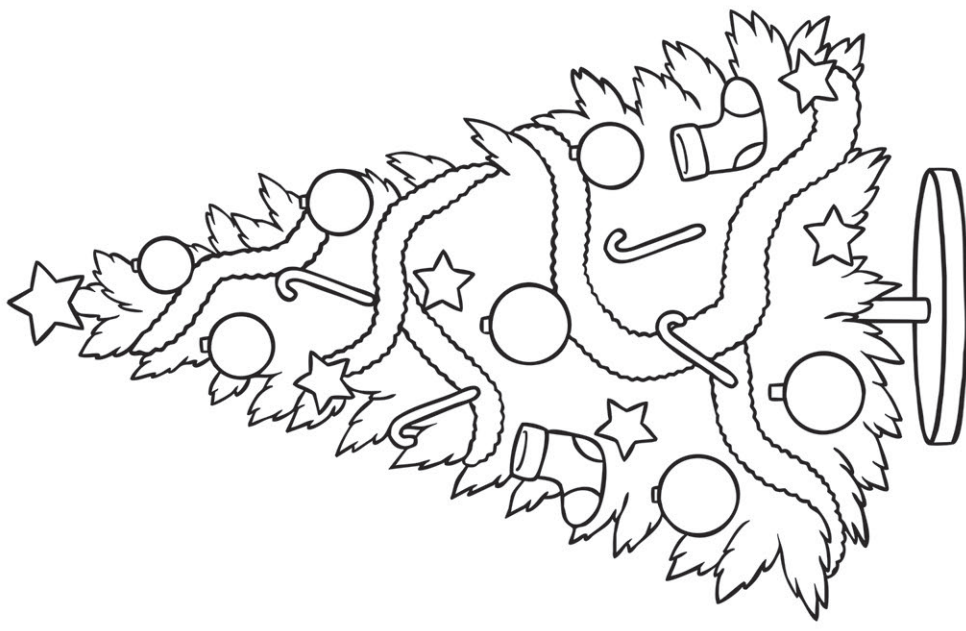
Real words with l

lot	log	lit	hot	hat	hip	lid	less	lack
let	lick	had	hut	has	hog	hen	lip	lock
less	lap	mop	man	am	map	mum	loss	lit
leg	mat	mud	meb	mip	mun	ram	muck	luck
led	met	mig	hup	om	huc	mof	men	leg
lip	dim	mab	meck	hop	mub	maf	Tom	lap
lab	mug	mess	miss	sum	dim	dam	gum	lip
lid	led	Sam	moss	hod	mid	Pam	pal	lad
lick	had	rim	Meg	Tim	mass	mum	hid	luck


# Spiral Snowman Template



# Merry Christmas

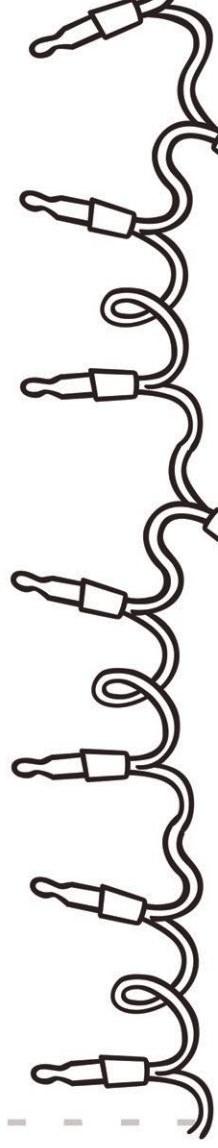
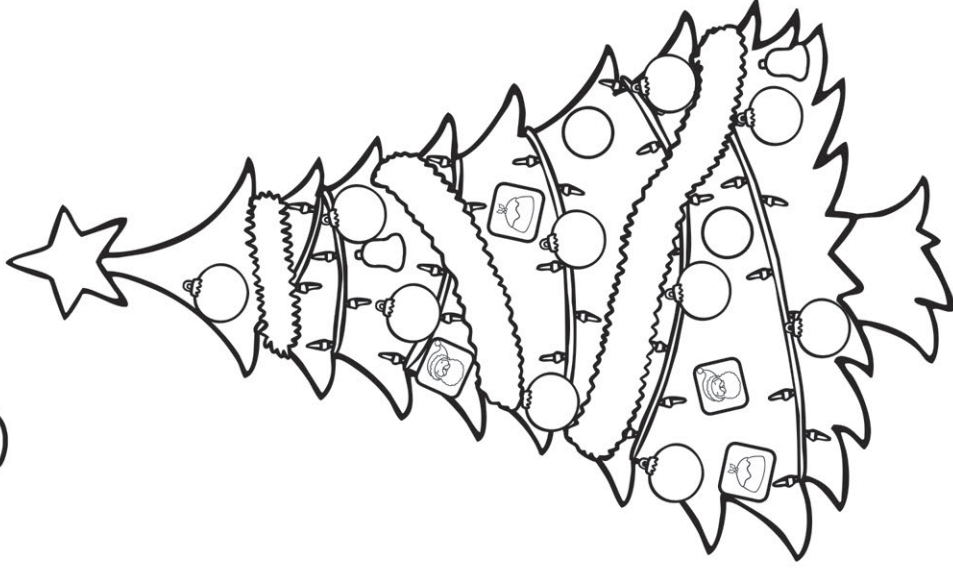


Merry Christmas





# Merry Christmas







# Christmas Pudding Rice Cereal Cakes



## Ingredients

50g rice cereal  
30g raisins  
50g butter  
100g milk chocolate  
2 tbsp crunchy peanut butter  
30g mini marshmallows  
80g white chocolate  
Icing decorations such as holly leaves (these can be bought pre-made)

## Equipment

Chopping board  
Sharp knife  
Hob  
Small bowl  
Medium saucepan  
Large mixing bowl  
Wooden spoon  
Egg cup  
Cling film  
Microwave  
Cupcake Cases


## Method

1. Chop the raisins and break your milk chocolate into pieces.
2. Put the butter, milk chocolate pieces, peanut butter and marshmallows into your saucepan and heat gently on a low heat. Stir the mixture until the chocolate and butter have melted and the marshmallows are just going gooey.
3. Pour the sticky butter, milk, peanut butter and marshmallow mixture into your bowl with the raisins and rice cereal and stir well until everything is mixed together and coated.
4. Line your egg cup with cling film and then press about a tablespoon of the mixture into the egg cup.
5. Press the mixture down firmly and then pull the cling film out of the egg cup and remove from your rice cereal ball. Place the ball, flat side down, into one of the cupcake cases.
6. Continue steps 4 and 5 until you have used up all your mixture. You should be able to make between 10 and 12.
7. Place the rice cereal cakes in the fridge and chill until they are firm.
8. Whilst the rice cereal cakes are chilling, put the white chocolate in a small bowl and melt in the microwave. Do this in short bursts to make sure that the chocolate doesn't burn.
9. Once the chocolate is melted and the cereal cakes are firm, spoon a little chocolate over the top of each pudding.
10. Top the white chocolate with your pre-made holly leaf decorations.



## Christmas

b s t o c k i n g  
a g m d h w r c p  
u c j s r d e r r  
b v t a i c i a e  
l j i n s j n c s  
e t n t t d d k e  
y o s a m p e e n  
l k e p a m e r t  
l g l v s v r g o



present  
reindeer  
bauble  
Santa



tinsel  
stocking  
cracker  
Christmas





Year 1 Christmas



Activity Booklet

Answers



visit [twinkl.com](https://www.twinkl.com)





# Christmas 2x Table Mosaic

Solve the calculations to reveal the hidden picture.  
Each answer has a special colour.

Black		Blue		Orange		Red		
0, 2, 4, 6		8, 10, 12, 14		16, 18		20, 22, 24		
$2 \times 4$	$5 \times 2$	$1 \times 2$	$2 \times 2$	$2 \times 3$	$0 \times 2$	$2 \times 5$	$2 \times 6$	$4 \times 2$
$2 \times 5$	$6 \times 2$	$10 \times 2$	$2 \times 12$	$2 \times 11$	$12 \times 2$	$7 \times 2$	$2 \times 4$	$5 \times 2$
$4 \times 2$	$2 \times 0$	$3 \times 2$	$2 \times 1$	$2 \times 2$	$2 \times 1$	$3 \times 2$	$6 \times 2$	$2 \times 7$
$5 \times 2$	$7 \times 2$					$5 \times 2$	$2 \times 4$	$2 \times 5$
$6 \times 2$		$2 \times 1$			$3 \times 2$		$2 \times 7$	$6 \times 2$
$4 \times 2$				$8 \times 2$	$2 \times 9$	$2 \times 8$	$9 \times 2$	$5 \times 2$
$2 \times 7$		$2 \times 2$			$0 \times 2$		$4 \times 2$	$6 \times 2$
$5 \times 2$			$1 \times 2$	$2 \times 2$			$2 \times 6$	$7 \times 2$
$2 \times 6$	$2 \times 4$					$4 \times 2$	$2 \times 5$	$6 \times 2$
$7 \times 2$							$2 \times 7$	$2 \times 4$

Challenge: Use  $<$ ,  $>$  or  $=$  to compare the number sentences.

$4 \times 10$    $8 \times 2$      $5 \times 2$    $9 \times 2$      $11 \times 2$    $2 \times 11$


**Black**                      **Blue**                      **Orange**                      **Red**  
0, 2, 4, 6                      8, 10, 12, 14                      16, 18                      20, 22, 24

$2 \times 4$	$5 \times 2$	$1 \times 2$	$2 \times 2$	$2 \times 3$	$0 \times 2$	$2 \times 5$	$2 \times 6$	$4 \times 2$
$2 \times 5$	$6 \times 2$	$10 \times 2$	$2 \times 12$	$2 \times 11$	$12 \times 2$	$7 \times 2$	$2 \times 4$	$5 \times 2$
$4 \times 2$	$2 \times 0$	$3 \times 2$	$2 \times 1$	$2 \times 2$	$2 \times 1$	$3 \times 2$	$6 \times 2$	$2 \times 7$
$5 \times 2$	$7 \times 2$					$5 \times 2$	$2 \times 4$	$2 \times 5$
$6 \times 2$		$2 \times 1$			$3 \times 2$		$2 \times 7$	$6 \times 2$
$4 \times 2$				$8 \times 2$	$2 \times 9$	$2 \times 8$	$9 \times 2$	$5 \times 2$
$2 \times 7$		$2 \times 2$			$0 \times 2$		$4 \times 2$	$6 \times 2$
$5 \times 2$			$1 \times 2$	$2 \times 2$			$2 \times 6$	$7 \times 2$
$2 \times 6$	$2 \times 4$					$4 \times 2$	$2 \times 5$	$6 \times 2$
$7 \times 2$							$2 \times 7$	$2 \times 4$

Challenge: Use  $<$ ,  $>$  or  $=$  to compare the number sentences.

$4 \times 10$    $8 \times 2$      $5 \times 2$    $9 \times 2$      $11 \times 2$    $2 \times 11$

# Christmas Dot to Dot





# Mixed Number Bonds to 20



# Christmas Size Ordering





# Capital Christmas Cards

1

Dear Salma,  
I wish you a Merry Christmas  
and a Happy New Year.  
Love from,  
Henry xxx

2

To Daniel,  
I hope you have a lovely  
Christmas and enjoy spending  
time with your family.  
From Zak x

3

Dear Kayden,  
Merry Christmas!  
I really hope it snows on Sunday!  
Love from,  
Luna xxx

# Reading a Christmas Picture



1

The elves at the table are making toys.

2

Answers will vary, such as: I think the elf reading the list is feeling sad because he is looking at all the toys he has to make.

3

Answers will vary, such as: I think Santa would ask for the elves to tidy up.

4

Answers will vary, but should explain why.



# Phonics Present Sorting

## Fake Words

plab, dack, smunt, grend, phlimp, scrash, smEEP, gank.

## Real Words

holly, snow, winter, cold, star, carols, stocking, card, cake, gift.

## A Very Merry Christmas



1

**Who went to the North Pole?**  
the elf, Dasher

2

**Which word describes the elf?**  
happy

3

**What was the elf carrying? Answer with a full sentence.**  
Accept the answer 'a present' provided that it is given within a full sentence, such as, 'The elf was carrying a present'.

4

**What do you think the elf will do with the present? Answer with a full sentence.**  
Accept any logical answer written within a full sentence, such as, 'The elf might give the present to Santa' or 'The elf could give the present to a little boy or girl'.

# Father Christmas Mosaic



**Black:** Nonsense words with h  
**Red:** Real words with h  
**Skin Colour:** Nonsense words with m  
**White:** Real words with m  
**Blue:** Real words with l

lot	log	lit	hot	hat	hip	lid	less	lack
let	lick	had	hut	has	hog	hen	lip	lock
less	lap	mop	man	am	map	mum	loss	lit
leg	mat	mud	meb	mip	mun	ram	muck	luck
led	met	mig	hup	om	huc	mof	men	leg
lip	dim	mab	meck	hop	mub	maf	Tom	lap
lab	mug	mess	miss	sum	dim	dam	gum	lip
lid	led	Sam	moss	hod	mid	Pam	pal	lad
lick	had	rim	Meg	Tim	mass	mum	hid	luck

**Black:** Nonsense words with h  
**Red:** Real words with h  
**Skin Colour:** Nonsense words with m  
**White:** Real words with m  
**Blue:** Real words with l

lot	log	lit	hot	hat	hip	lid	less	lack
let	lick	had	hut	has	hog	hen	lip	lock
less	lap	mop	man	am	map	mum	loss	lit
leg	mat	mud	meb	mip	mun	ram	muck	luck
led	met	mig	hup	om	huc	mof	men	leg
lip	dim	mab	meck	hop	mub	maf	Tom	lap
lab	mug	mess	miss	sum	dim	dam	gum	lip
lid	led	Sam	moss	hod	mid	Pam	pal	lad
lick	had	rim	Meg	Tim	mass	mum	hid	luck

b	s	t	o	e	k	i	n	g
a	g	m	d	h	w	r	c	p
u	c	j	s	r	d	e	r	r
b	v	t	a	l	c	l	a	e
l	j	l	n	s	j	n	c	s
e	t	n	t	t	d	d	k	e
y	o	s	a	m	p	e	e	n
l	k	e	p	a	m	e	r	t
l	g	l	v	s	v	r	g	o



## Christmas Word Search